
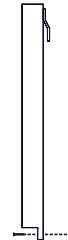
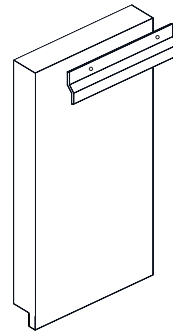


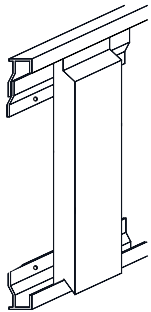
Wall pad Mounting Options




1" Lip Top/Bottom - Industry Standard



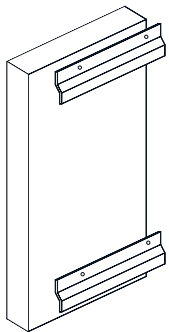
Z-Channel Top/1" Lip Bottom - Best Aesthetic Look



Aluminum Wall Channel Top/Bottom - Framing & best for ability to replace individual pads.



Z-Channel Bottom, 1" Lip Top w/Aluminum Channel Framing System. Helps to meet current ASTM Standards for recommended mounting height



Z-Channel Top/Bottom - Best for wall to wall installation